


Bee-Line Bus Operations Study

242nd Street, Bronx to Getty Square, Yonkers



Community Outreach Meeting
March 8th, 2018

Westchester County
Department of Public Works & Transportation



Unified Planning Work Program



the *bee-line* system

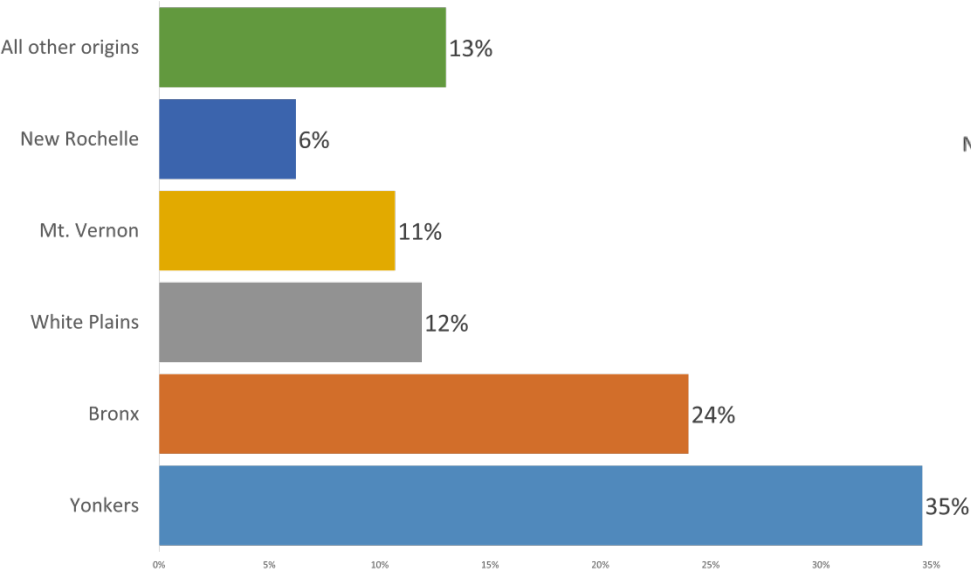
Meeting Goals:

- Introduce study and project goals
- Background of route service
- Analysis of existing conditions
 - Frequencies by time of day
 - Daily ridership
 - Stop Activity
- **Feedback: What is your experience?**

Bee-Line System Ridership Patterns

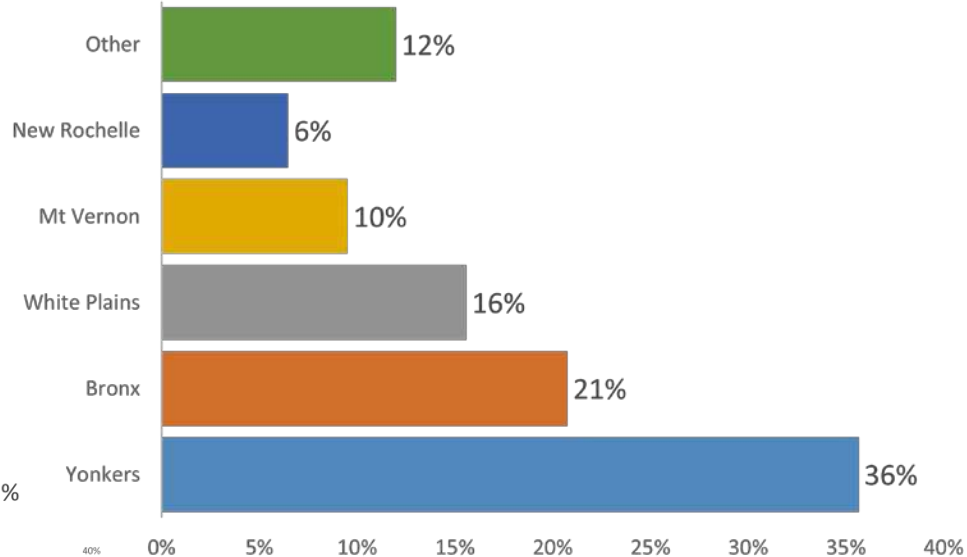
Trip Origin

In what city/town did you begin this entire one-way trip (where you started, even if you transferred)?



Trip Destination

In what city or town and ZIP code will you end this entire one-way trip?

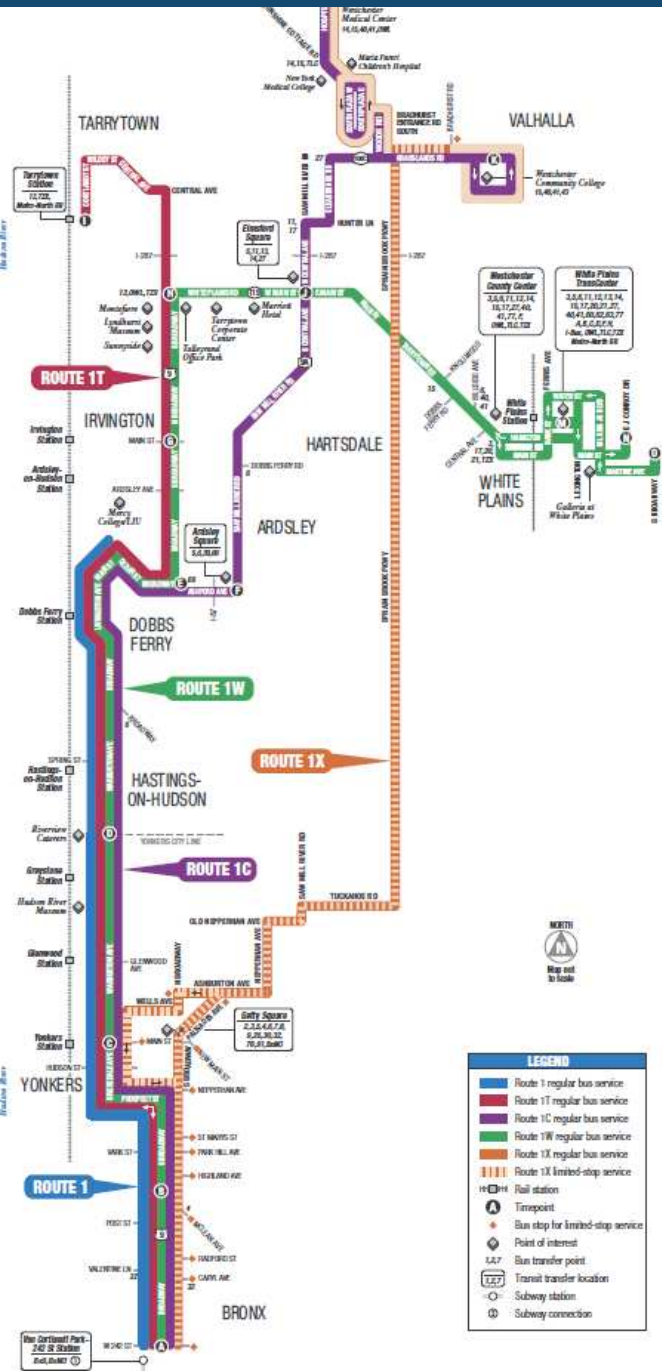


Source: 2016 Bee-Line Passenger Survey Results

Between:	And:	% of Bee-Line Ridership
NYCT Bus	Bee-Line	5%
NYCT Subway	Bee-Line	~20%

Source: Oct 2015 NYCT Transfer Data

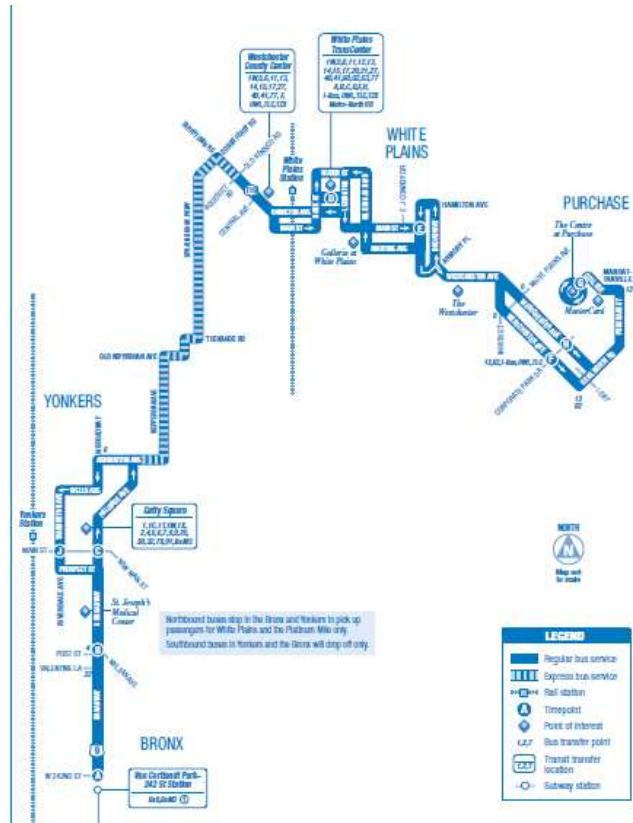
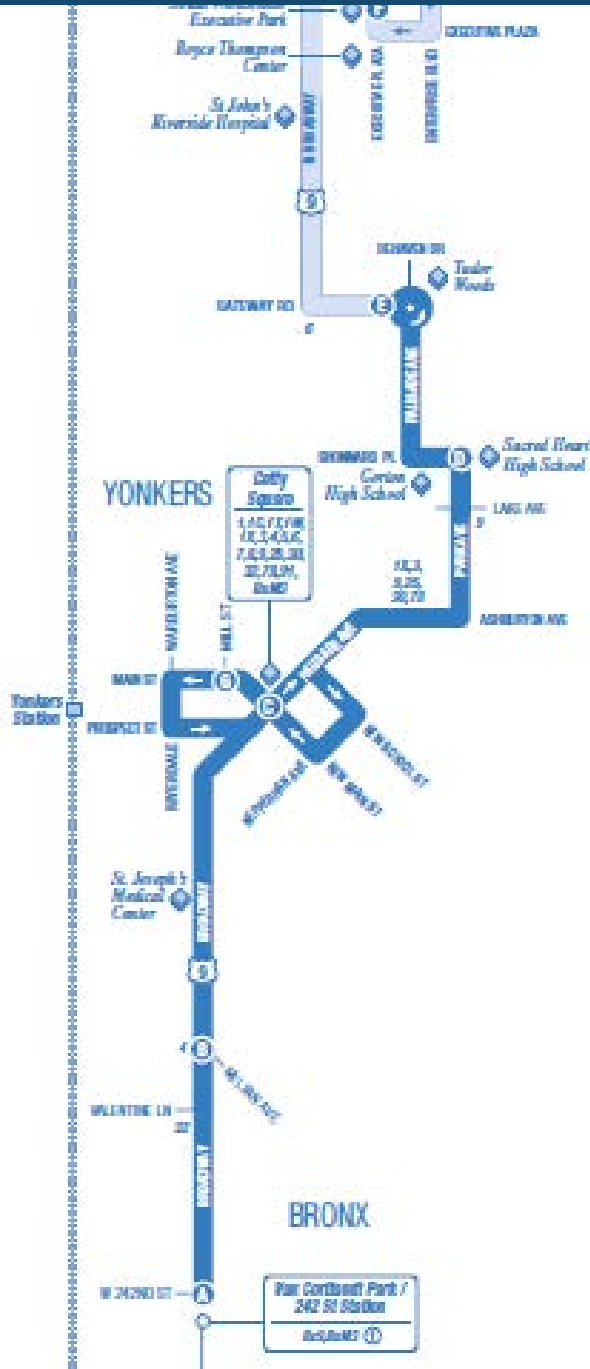
Existing Routes:



- Route 1 to Hastings
- Route 1C to Westchester Community College
- Route 1T to Tarrytown
- Route 1W to White Plains
- Route 1X Express to Westchester Community College

Existing Routes:

-Route 2 to Tudor Woods/Executive Blvd



-Route 3 Express to White Plains and Purchase (only NB AM and SB PM)

Study Corridor



Getty Sq

242nd St

- Serves three routes including multiple branches with appx 20 stops in each direction

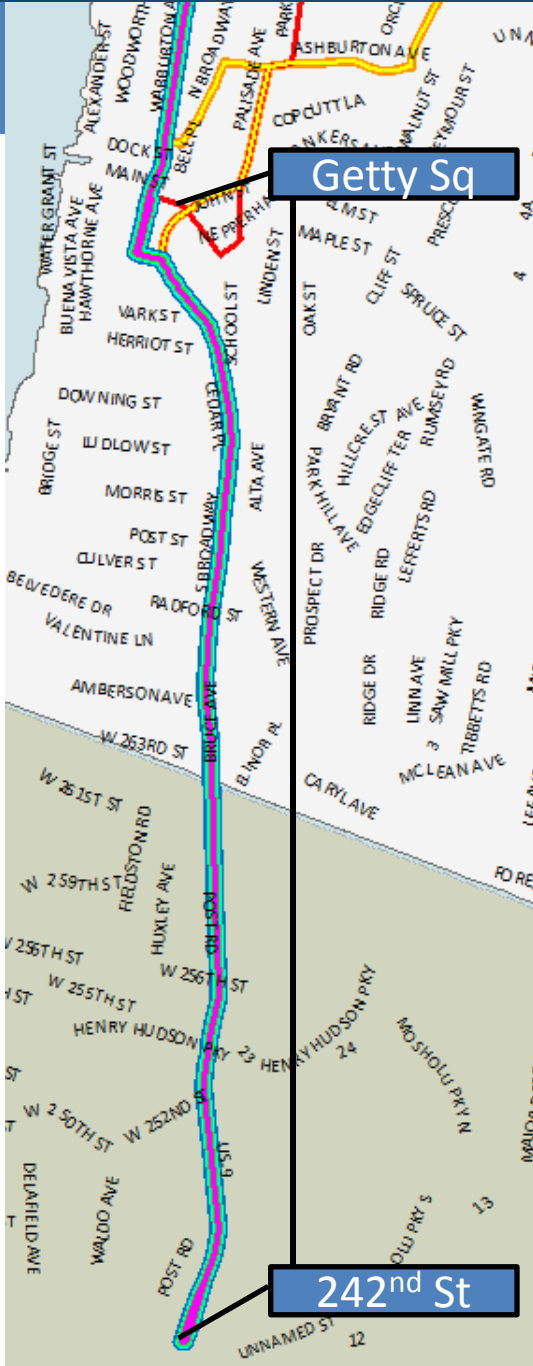
Average Weekday Ridership:

Route	Average Ridership October 2016 Weekdays	Bee-Line System Rank
1	7,942	2
2	7,908	3
3	881	23
All:	16,731	

Source: October 2016 APC data

- One of the most heavily used transit corridors in Westchester County

Study Corridor



Getty Sq

242nd St

NB	Total # trips per WEEKDAY
1	35
1C	12
1T	14
1W	12
1X	3
1	76
2	60
3	10
Total:	146
#1 Subway Arriving	212

SB	Total # trips per WEEKDAY
1	20
1C	14
1T	12
1W	12
1X	2
1	60
2	74
3	7
Total:	141
#1 Subway Departing	195

- Total of **287** trips per weekday

NB	Total # trips SATURDAY
1	24
1C	-
1T	-
1W	10
1X	-
1	34
2	38
3	-
Total	72

SB	Total # trips SATURDAY
1	24
1C	-
1T	-
1W	10
1X	-
1	34
2	38
3	-
Total	72

NB	Total # trips SUNDAY
1	19
1C	-
1T	-
1W	-
1X	-
1	19
2	22
3	-
Total	41

NB	Total # trips SUNDAY
1	18
1C	-
1T	-
1W	-
1X	-
1	18
2	23
3	-
Total	41

Project Goals:

- Improve the rider experience by:
 - Reducing waiting time at stop
 - Improve on-time performance
 - Reducing travel time on bus
 - Clarifying route service

Initial Observations- 242nd St



Bronx:

- Long lines waiting for NB in PM
- Over-crowded SB buses in AM
- Passengers unclear where to stand
- Passengers confused about routes
- Bus bunching
- Slow to board

Initial Observations- Getty Square

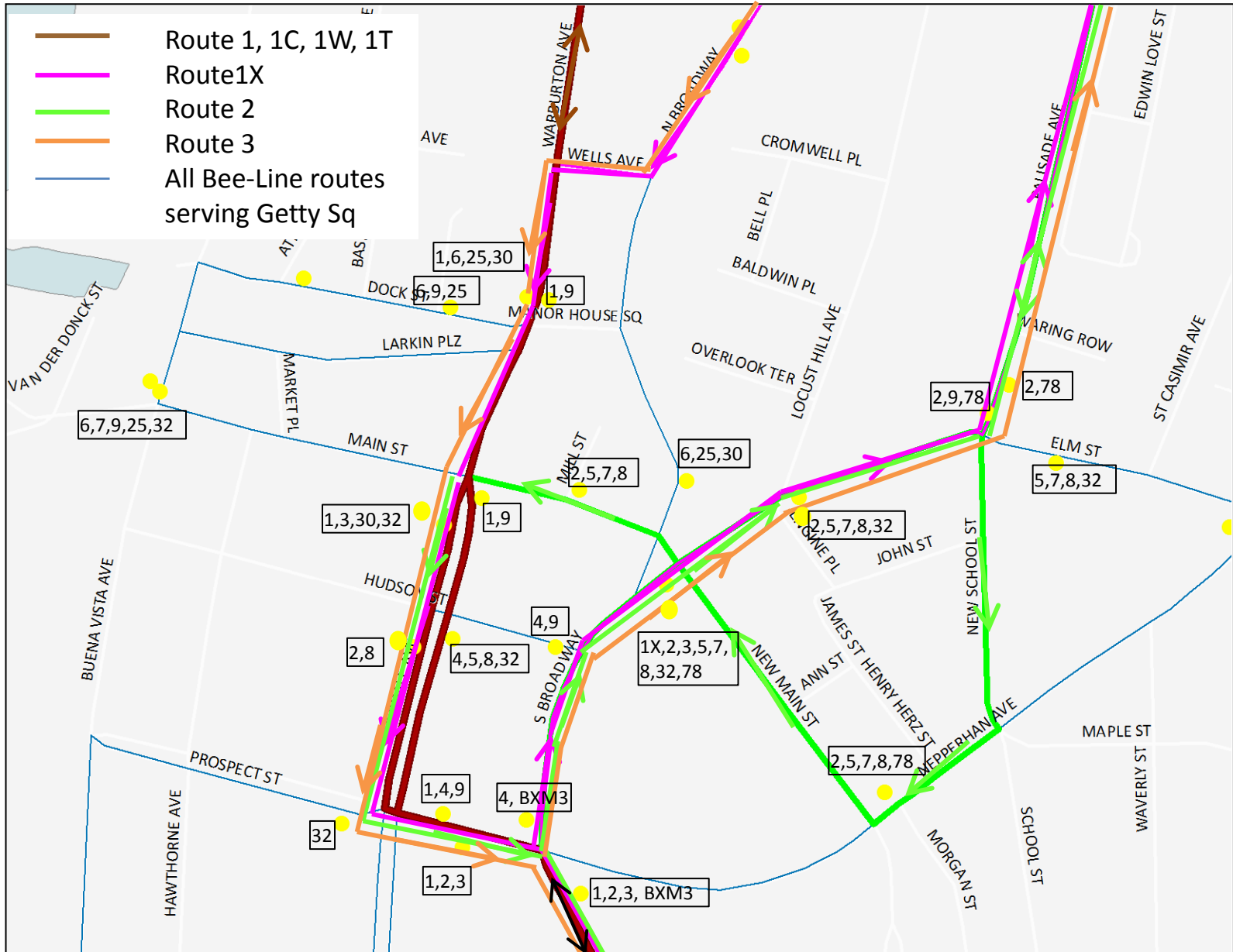


Getty Square:

- Multiple routes available to go to 242nd St, but all have different stops
- Traffic congestion adds to bus delay
- Minimal signage



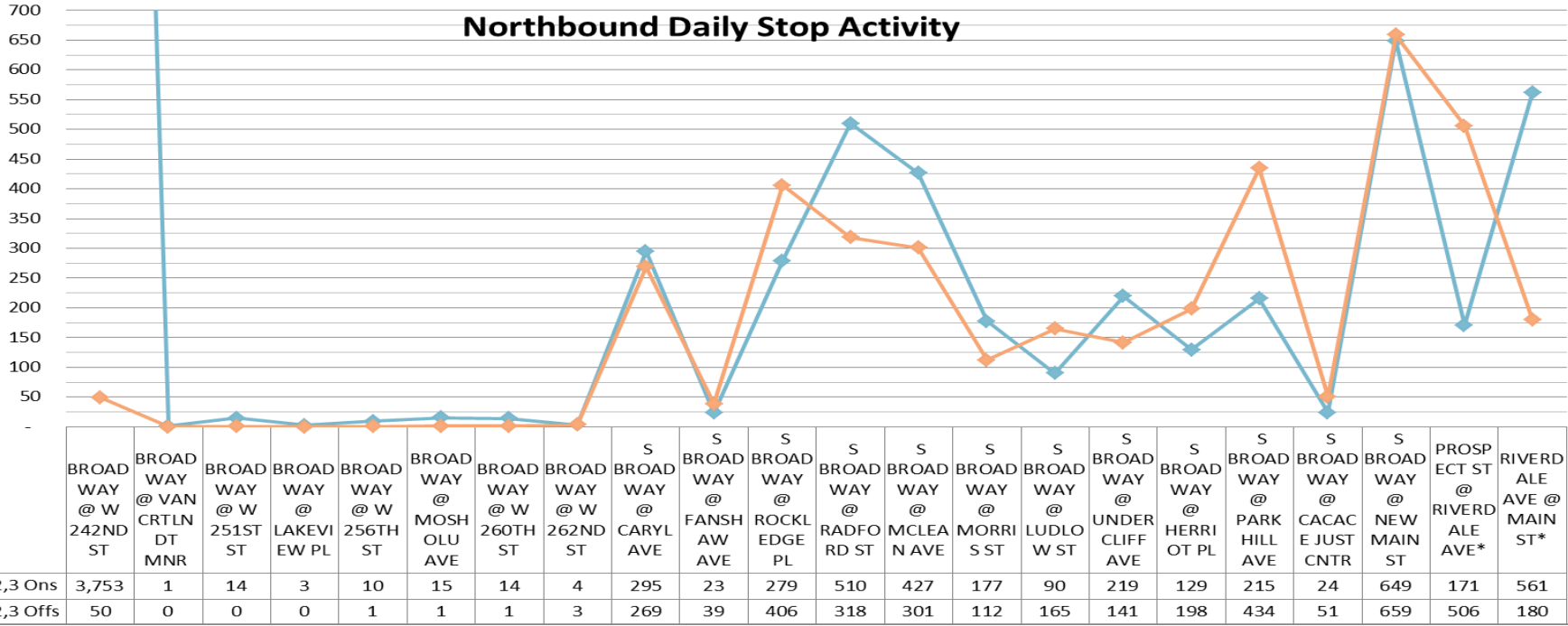
Getty Square Bus Service



Preliminary Findings: Ridership by Stop

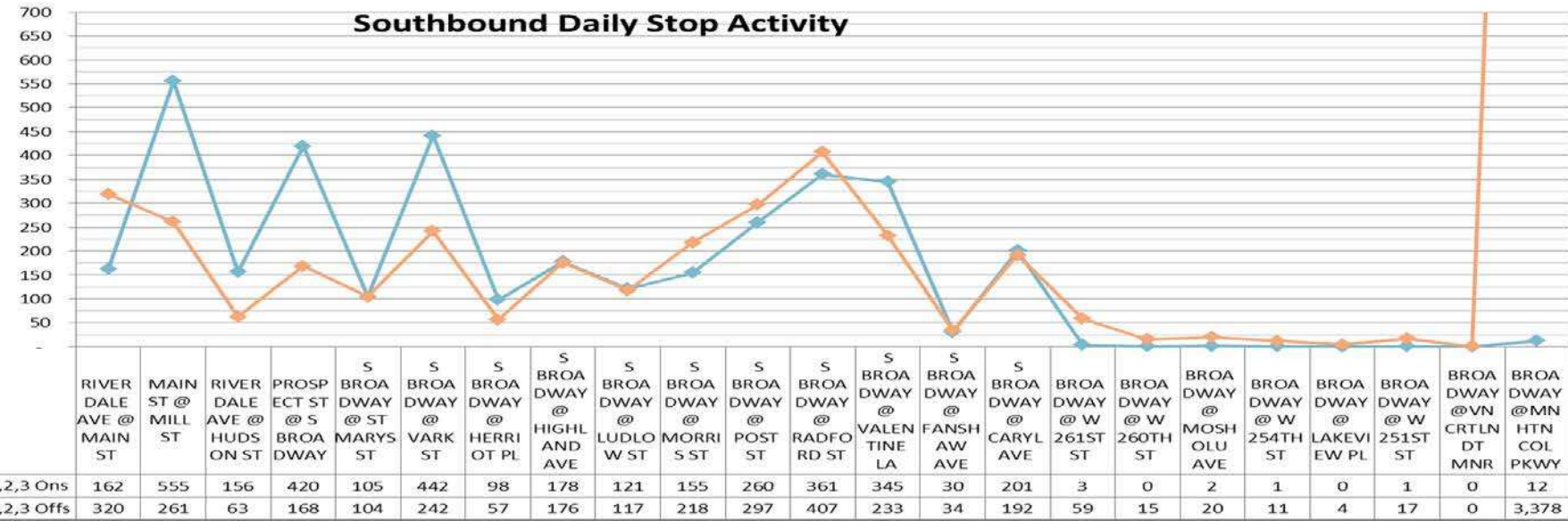
Source: October 2016 APC data

Northbound Daily Stop Activity



Source: October 2016 APC data

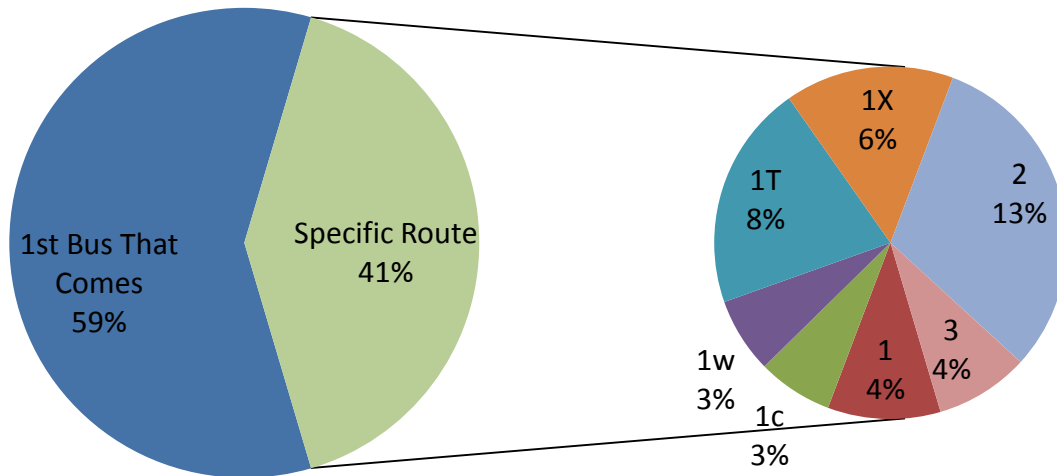
Southbound Daily Stop Activity



Survey Results: at 242nd St

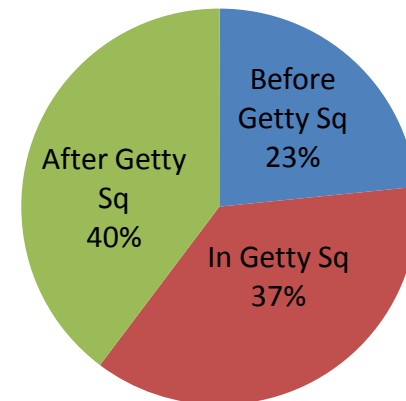
Q1: What Bus Are You Waiting For?

of Responses: 142

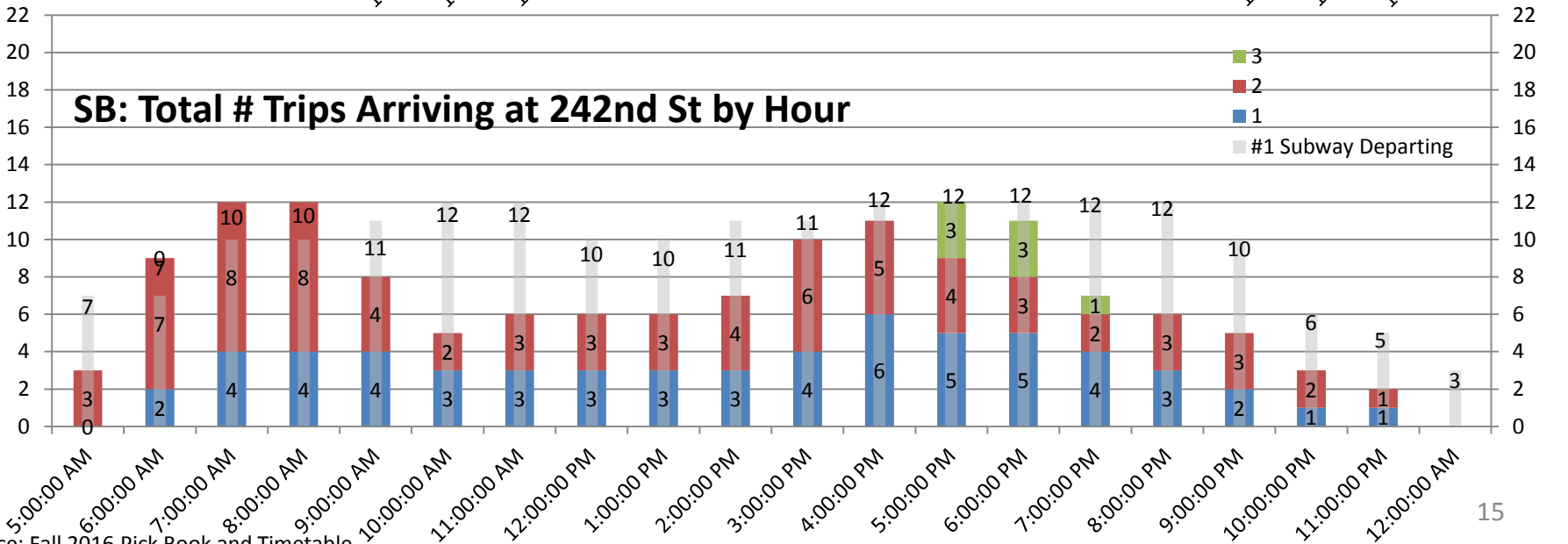
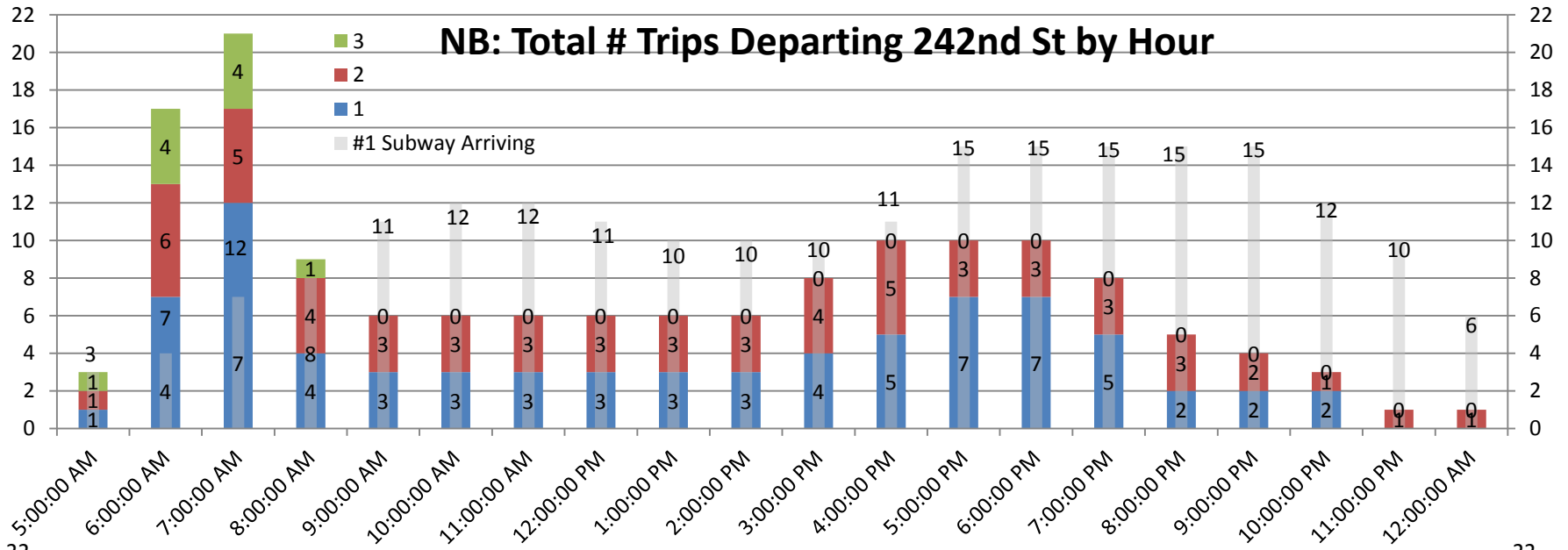


Q2: Where Are You Getting Off?

of Responses: 141



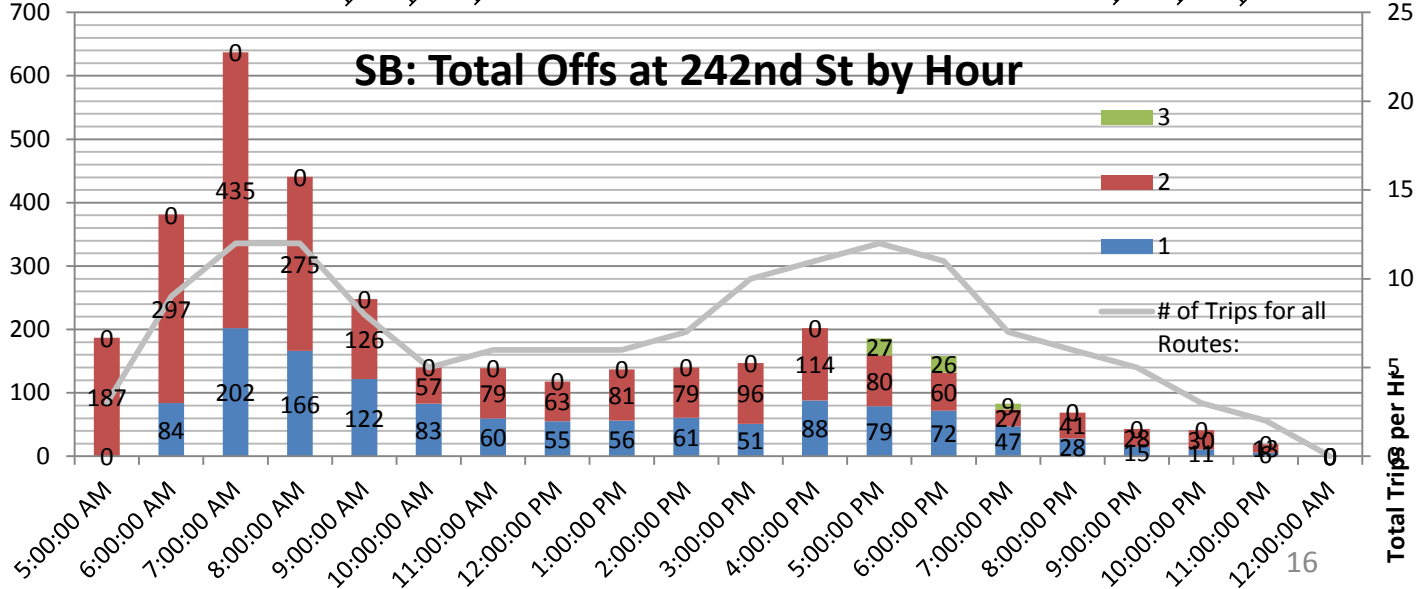
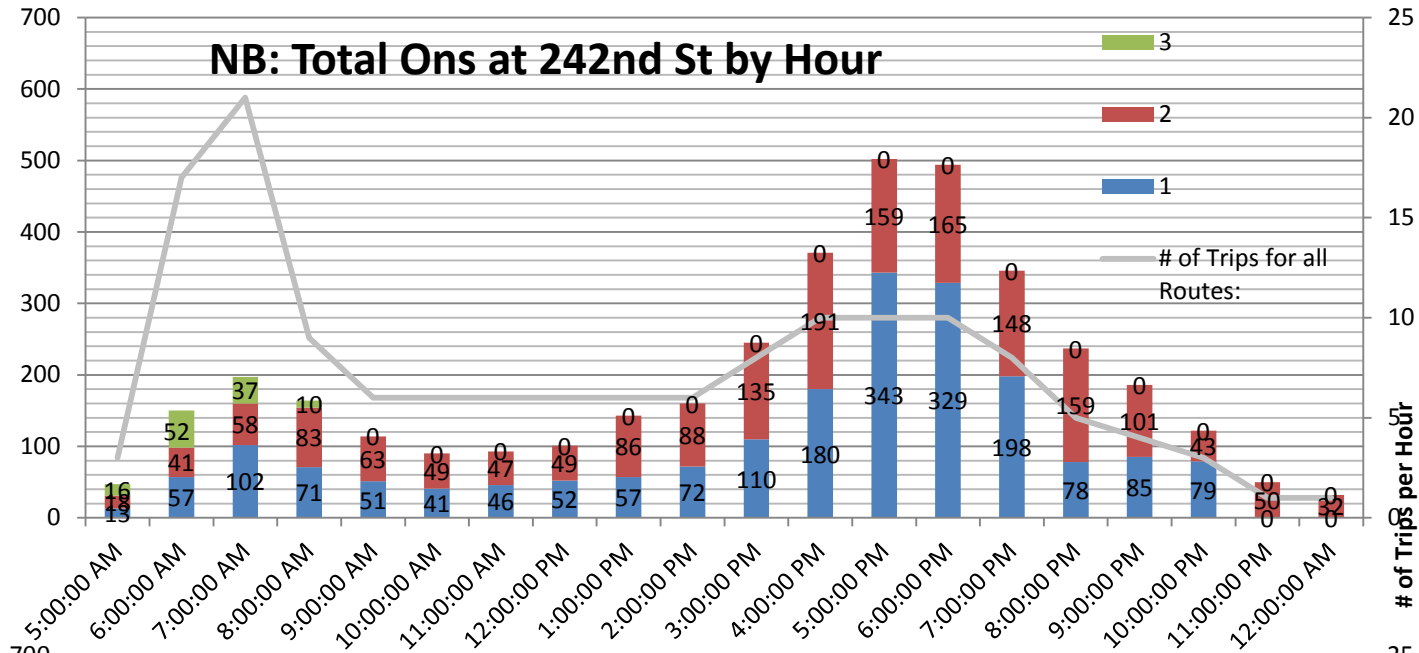
Route Service Span and Frequency



Preliminary Findings: Activity at 242nd St by Hour

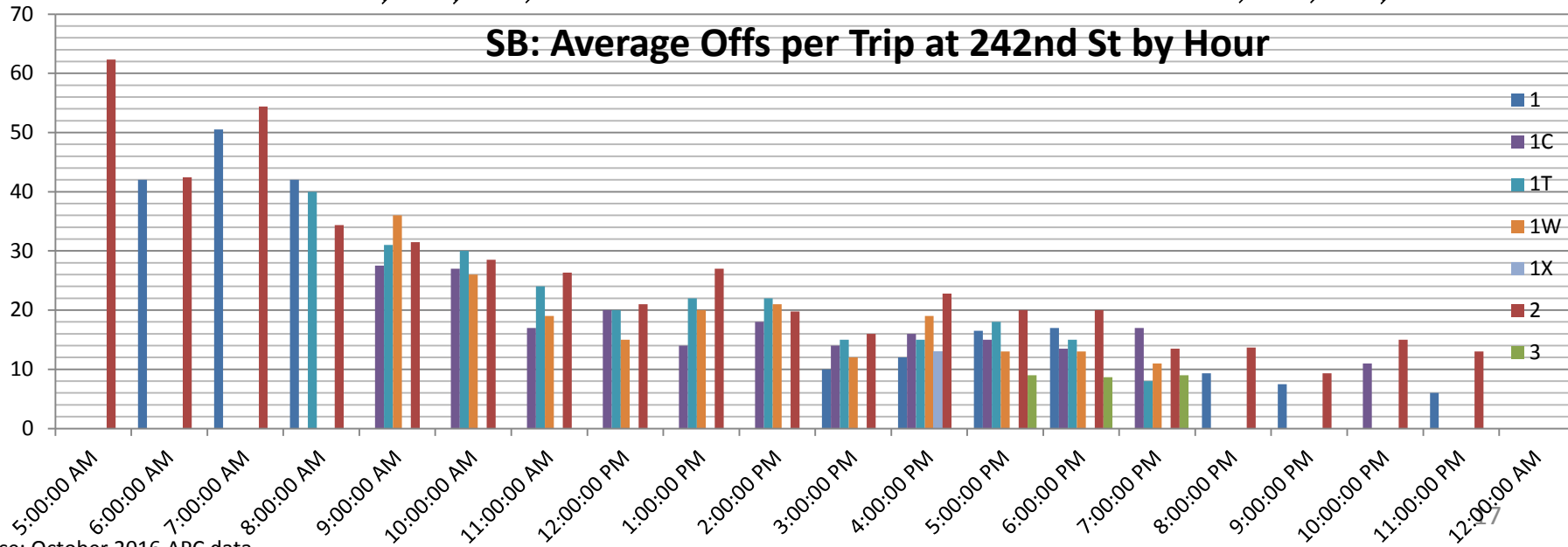
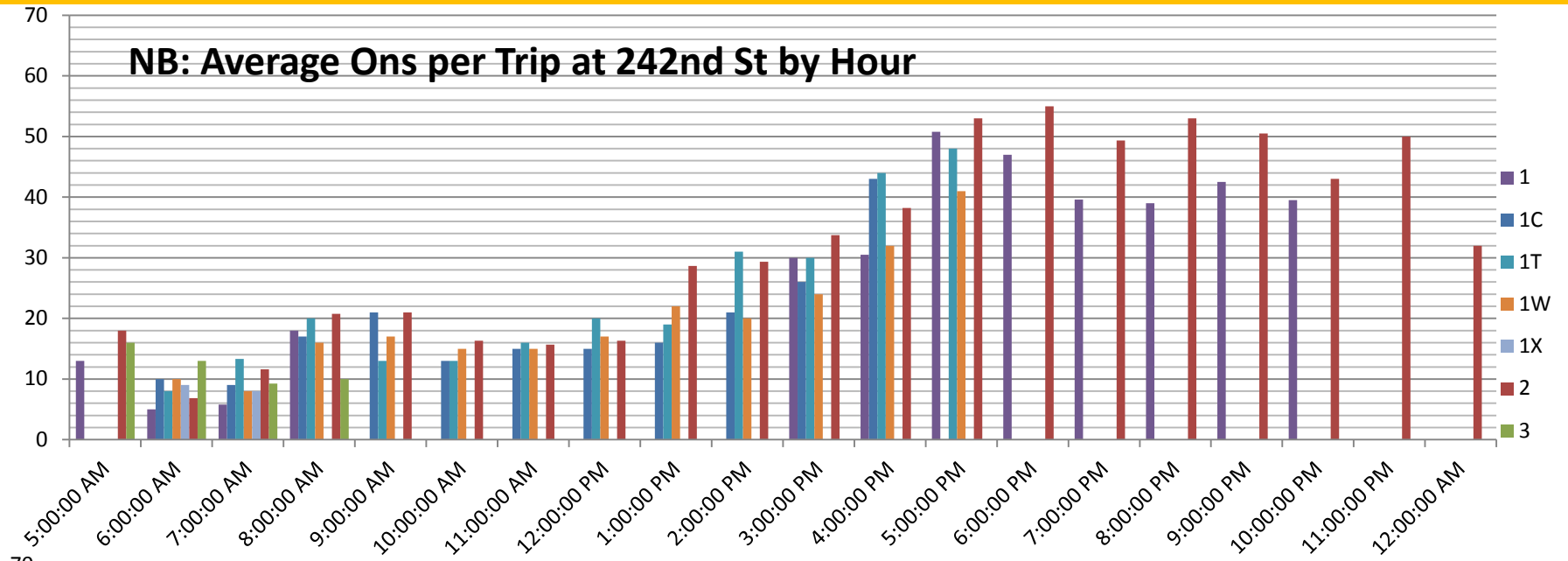
NB	Total Daily # of Ons
1	1184
1C	216
1T	302
1W	237
1X	25
1	1964
2	1765
3	115
ALL:	3844

SB	Total Daily # of Offs
1	533
1C	251
1T	260
1W	216
1X	26
1	1286
2	2168
3	62
ALL:	3516



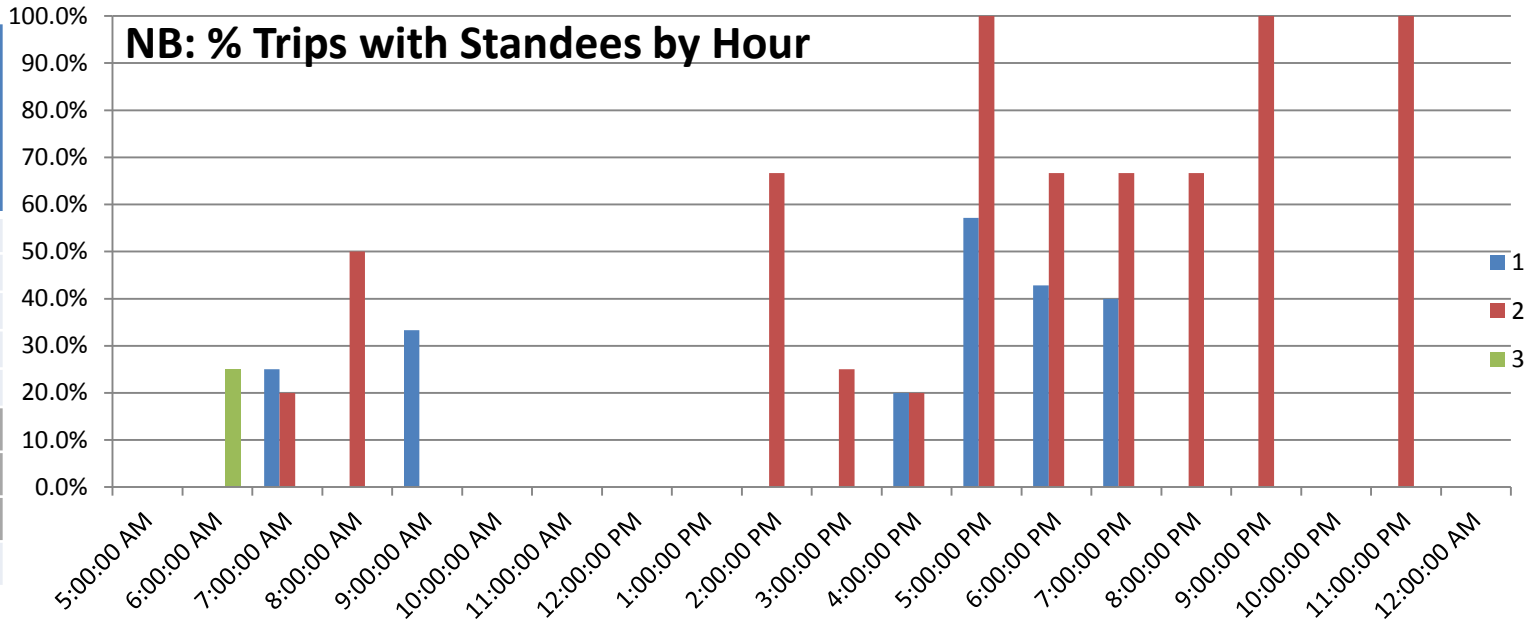
Source: October 2016 APC data

Preliminary Findings: Activity at 242nd St by Hour

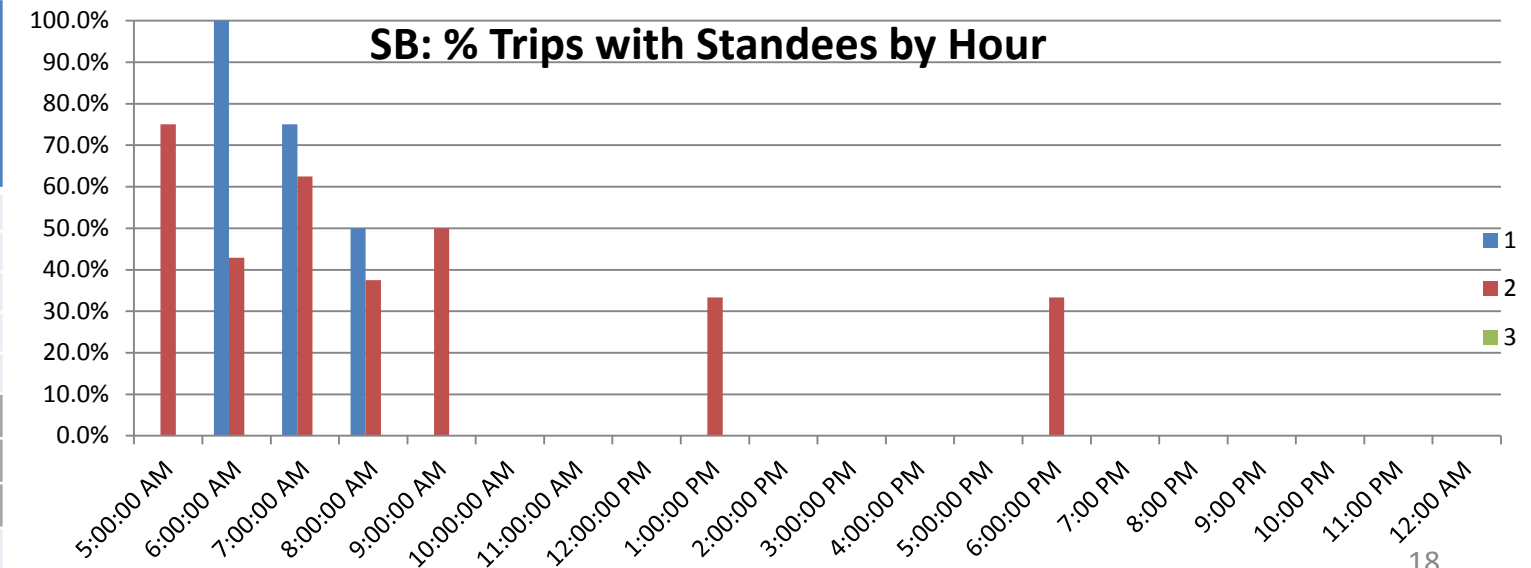


Preliminary Findings: % of Trips with Standees

NB	Daily Avg # of Trips with Standees	Daily Avg % of Trips with Standees
1	9	25.7%
1C	1	8.3%
1T	3	21.4%
1W	0	0.0%
1X	1	33.3%
1	14	18.4%
2	19	31.7%
3	1	10.0%
All:	34	23.3%



SB	Daily Avg # of Trips with Standees	Daily Avg % of Trips with Standees
1	6	30.0%
1C	0	0.0%
1T	1	8.3%
1W	0	0.0%
1X	0	0.0%
1	7	11.7%
2	18	24.0%
3	0	0.0%
All:	25	17.6%

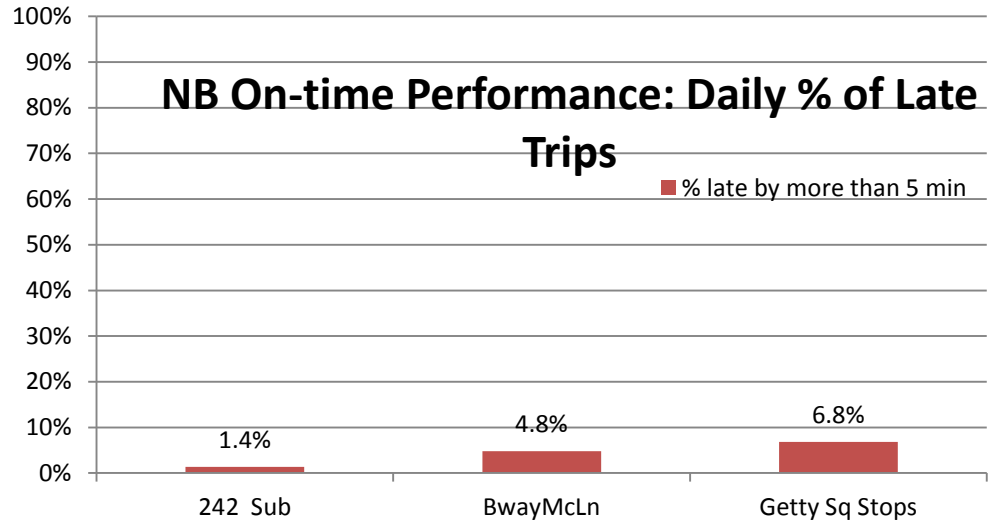


*Assumption: Max load reported is assumed to occur along the 242nd St-Getty Sq corridor.

Preliminary Findings: On-time Performance

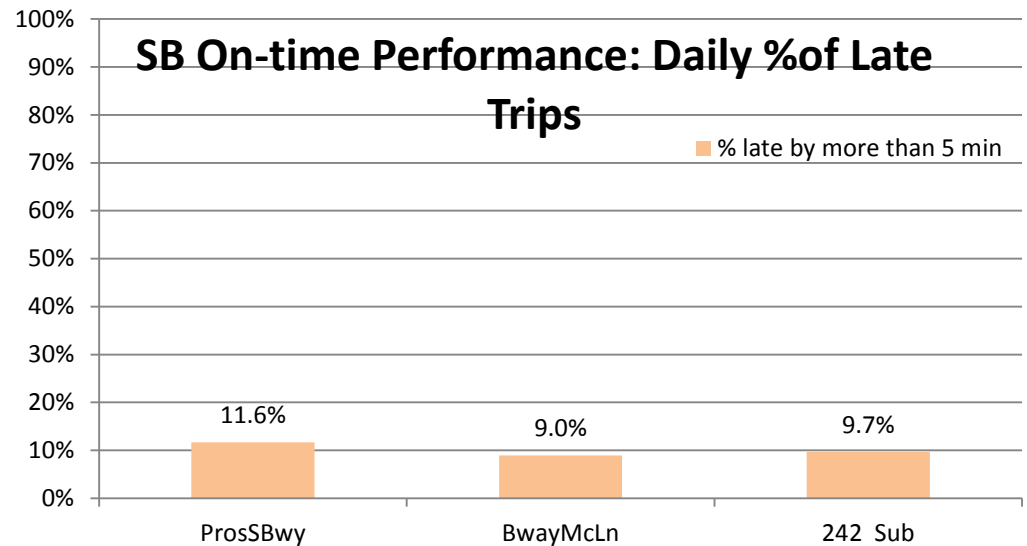
NB: Avg Min Late Departing			
	At 242 nd St	At Mclean	At Getty Sq
1	0.57	1.83	-0.26
1C	0.25	1.25	-0.5
1T	0.36	1.57	-0.07
1W	0.33	1.83	0.42
1X	1.00	1.67	0.33
1	0.50	1.63	-0.02
2	0.85	2.10	2.05
3	1.20	1.10	1.8
ALL:	0.85	1.61	1.28

NB: # of Late Trips Daily			
	At 242 nd St	At Mclean	At Getty Sq
	5+ min Late	5+ min Late	5+ min Late
1	0	2	1
1C	0	0	0
1T	0	0	0
1W	0	0	0
1X	0	0	0
1	0	2	1
2	2	5	8
3	0	0	1
ALL:	2	7	10



SB: Avg Min Late Departing			
	At 242 nd St	At Mclean	At Getty Sq
1	2.25	0.80	0.45
1C	2.43	0.50	0.43
1T	2.83	1.25	1.17
1W	4.00	1.92	1.75
1X	6.00	3.50	7.50
1	3.50	1.59	2.26
2	2.01	0.84	0.90
3	12.00	9.14	13.14
ALL:	5.84	3.86	5.43

SB: # of Late Trips Daily			
	At Getty Sq	At Mclean	At 242 nd St
	5+ min Late	5+ min Late	5+ min Late
1	0	0	0
1C	0	1	1
1T	2	1	1
1W	4	2	2
1X	1	1	1
1	7	5	5
2	3	2	2
3	7	6	7
ALL:	17	13	14



Source: April 2017 AVL data

Potential Opportunities

Short-term Improvements:

- Vehicle fleet or scheduling modifications
- Limited/Express/Skip-stop service including route modifications
- Review bus stop placement and spacing
- Improve wayfinding and customer information
 - Real-time info
 - In subway station and at stops
- Bus stop access (*Coordination with NYCDOT's ongoing Safety and Mobility Improvements Project)

Long-term Improvements:

- Off-board fare collection (MetroCard replacement- appx yr: 2022)
- Information Kiosks
- Queue jump lanes

Next Steps:

- Review feedback and suggestions
- Analyze alternatives
- 2nd public outreach meeting with recommended set of improvements
- Finalize study
- Implementation

Comments

- We want your feedback:
 - What is your experience?
 - Where would you like to see improvement?

- Please submit comments sheet or provide comments online:
 - English:
 - <http://transportation.westchestergov.com/projects-programs-studies/operations-study>
 - Spanish:
 - <http://transportation.westchestergov.com/projects-programs-studies/autobus-operaciones>

- Presentation can be found here:
 - <http://transportation.westchestergov.com/projects-programs-studies>